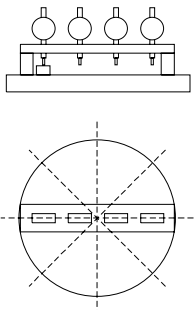
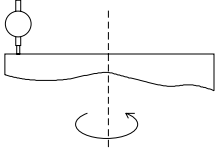
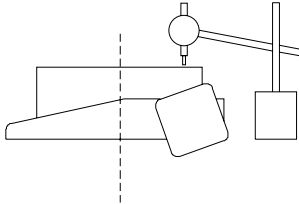
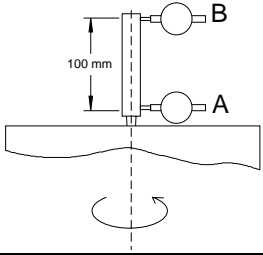
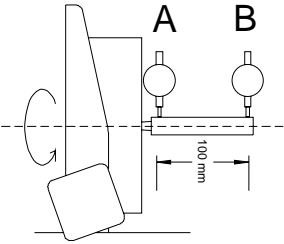
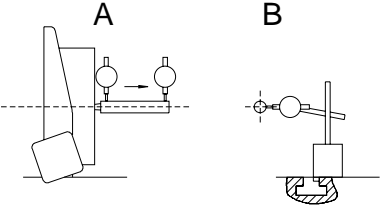
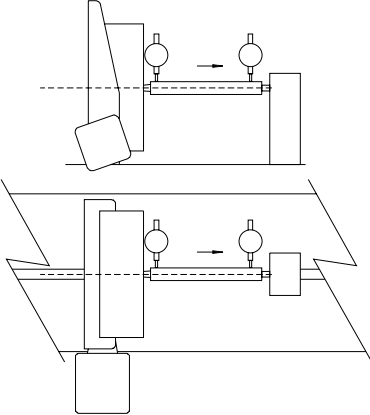
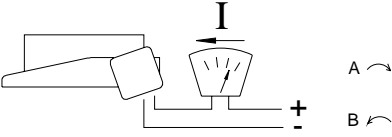




Tormach Motorized Rotary
Table
Model MRT-8

Quality
Certification

Number	Item	Test Sketch	Allowable	Actual x 0.001 mm
1	Flatness of table surface (no protrusion on table center)		0.020mm (.0008") over a length of 300mm	
2	Axial run-out of table surface		0.020mm (.0008")	
3	Parallelism between table surface and bottom surface		0.020mm (.0008") on the length of 300 mm	
4	Radial run-out of tapered center bore in horizontal position		A 0.010mm (.0004") B 0.015mm (.0006")	A
				B
5	Radial run-out of tapered center bore in vertical position		A 0.010mm (.0004") B 0.015mm (.0006")	A
				B

6	<p>In vertical position:</p> <p>A) Parallelism between spindle centerline and bottom</p> <p>B) Parallelism between spindle and keyway</p>		<p>0.010mm (.0004") on the length of 100 mm</p>	<p>A</p> <hr/> <p>B</p>
7	<p>In the vertical position, parallelism between table center line axis and:</p> <p>A) tailstock center axis and bottom</p> <p>B) tailstock center axis with T-slot</p>		<p>0.020mm (.0008")</p>	
8	<p>Minimum torque setting for rotating operation with motor.</p> <p>A) CW</p> <p>B) CCW</p>		<p>75 TTU</p>	

Technical Inspector

Model

Serial Number

Date
